

Online Teaching

Objective Responsibility Expectation Organization

Asynchronous learning

Teachers create learning experiences for students to work at their own pace and take time to absorb content



Synchronous learning

Teachers and students meet online in real time through videoconferencing or live chatting



Do This



Not That



Less is more

Assignments likely take twice as long to complete at home because of different factors; prioritize and be realistic



Give explicit instructions

Outline deliberate instructions and specify the length of time to complete the session of learning



Specify expectations

Specify task requirements and length clearly (e.g. 2 minute audio recording with a bulleted checklist)



Be empathetic

Assign a reasonable workload; encourage students to balance online with offline and connect with one another



Communicate consistently

All instructions and assignments **must** be communicated via ManageBac, our online hub



Be online for 'office hours'

Be online during office hours to provide support, answer questions, or clarify confusion via a **system**.



Seek student feedback

Seek student feedback about their workload, emotional state, learning preferences, and learning pace



Boost learning retention

Curate multimedia materials to boost learning retention and use digital tools to create interactive lessons



Identify lesson objectives

Be intentional and identify clear learning objectives and assessment outcomes (formative and summative)



Being unrealistic

Assign "class work" and 'homework' every day and request students to complete according to short timelines




Being unclear and vague

Communicate in lengthy paragraphs with instructions that may be difficult to follow or tasks that are overly vague



Being too open-ended

Assign tasks that are too open ended (e.g. make a video about the moon; write an essay about pollution)



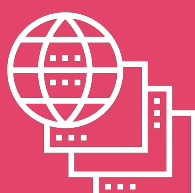
Be overly task-oriented

Assign online classwork followed by extra homework without a clear focus on student wellbeing



Mixed communication

Use multiple platforms inconsistently (e.g. email followed by Google Classroom w/ MB submission)



Stand by at all times

Respond to every email right away and leave no break for yourself (unless it's urgent, it can wait until office hours)



Use the same approach

Teach in a way that does not give students voice and/or choice, leaving them feeling overwhelmed




Try new & unused tools

Trying new tools that you've never used may lead to technological difficulties and increase challenge



Give random activities

Keep students busy doing online activities and do not think about the lesson objectives and assessments



Alison Yang

Online Teaching: Do This, Not That by Alison Yang is licensed under a [Creative Commons Attribution-NonCommercial 4.0 International License](https://creativecommons.org/licenses/by-nc/4.0/). In short, you can share the work, but you must attribute the work. The work is no derivative and not for commercial purposes.